


FAIRFIELD POLICE DEPARTMENT

Monthly Report – November 2020



Chief Christopher Lyddy

Fairfield Police Department

www.fpdct.com

This page intentionally left blank.

Section 1: Bureau / Division Reports

Noteworthy Police Work

Field Services Bureau

Other Items

Section 2: Statistical Activity Summary

Calls for Service Totals

Alarm response Summary

Motor Vehicle Activity

Parking Ticket Summary

Criminal Arrest Summary

Domestic Violence Arrest Summary

Calls for Service Breakdown Report

Section 1: Bureau / Division Reports

Noteworthy Police Work

The following letter was received regarding Officer Peck's giving a presentation to the Boy Scouts:

First and foremost, I want to commend you and Officer Peck for your service to the Fairfield Community; I know I am speaking for all of the families, that what you do and go through everyday isn't easy and we all know you do your best to protect and serve this community. Thank You!

I want to commend Officer Peck as it was a privilege to have him come and talk to the Scouts. His demeanor was exemplary, especially when the Lions (Kindergartners) asked their questions about zombies and mummies as it gave everybody a chuckle, but he answered the questions with a smile. He knew how to speak to the younger Scouts, helping them understand that Police Officers, in general, are there to help and serve the needs of the community and appreciated the story about becoming "Batman" as most of the kids can relate to that aspect. It also did show them that he was willing to learn something new by speaking to animal control to learn how bats function. In addition, having him go over his gear/uniform was much appreciated from not only the Scouts, but the parents were intrigued as well. He humanized himself even more when speaking about his wife and how she is teacher along with how he overcame dyslexia. Overall, Officer Peck was very professional and gave great detail to the Scouts and Parents on explaining what his day is like and no matter what he is human and the goal at the end of the day is for everybody to get home safe, himself included.

Rich:

Thank you very much for taking the time to stop by and give a great overview on what life is like for a Police Officer; this, I think, helped humanize Police Officers overall and gave better insight on what is done on a day-to-day basis. It was a pleasure having you speak to everybody; overall, it was a great experience for us, and I hope for you as well.

If you both don't mind, if others in Pack 95 ask, would it be ok to have them reach out to you via email in the future?

Again, thank you both for the service.

Regards,

Doug

Sergeant Wiltsie recognized Officer Peck for his initiative to find a new bike for an 11-year-old autistic boy whose bike had been stolen. Refer to 20-36660 on page 6.

Lieutenant Weihe recognized the following officers for their response to a serious motor vehicle accident: Officer Young, Officer Katz, Officer Griffin, Officer Guilfoyle, Sergeant Wiltsie, Sergeant Stahl, Sergeant Paris, Officer Letsch and Officer Medvegy. Refer to 20-37052 on page 6.

New Officer



Officer Brian McPadden (left) was sworn in as our newest police officer. He is pictured with his brother (right), Officer Kevin McPadden.

Home Depot delivered food for officers and gifts to animal control in recognition of the work officers and animal control personnel do for the community.



Field Services Bureau

11/03/2020 - 20-36660

On 11/01/2020 Officer Peck responded to a burglary of a bicycle from a garage. The bicycle that was stolen belonged to an 11-year-old autistic boy. Officer Peck took the initiative to inquire about a new bicycle from the departments' inventory of bike donations to give to the 11-year-old.

On 11/03/2020 Officer Peck delivered the new bike to the boy's mother who was elated that Officer Peck "went above and beyond" to replace her son's bike.

11/04/2020 - 20-37052

On November 4, 2020 at approximately 1716 hours, the Fairfield Emergency Communications Center received reports of a vehicle rollover/accident with injuries on Fairfield Woods Road near Stratfield Road.

A young male operator was found unconscious and entrapped within the vehicle. Officer Young, working an outside job detail nearby, heard the call being dispatch and responded to the area. Officers Griffin, Katz and Guilfoyle were dispatched along with other first responders.

Off-duty Sergeant Stahl was on scene and confirmed unconscious person in the vehicle.

Working in direct coordination with one another, Officers Young, Katz, Griffin and Guilfoyle quickly and efficiently gained access to the injured operator's vehicle through the rear window. Officer Katz, without any hesitation entered the overturned vehicle and made contact with the injured operator. Officer Griffin, having knowledge of the components of the vehicle involved, gave instructions to Officer Katz as to how to release the retractable roof. Once the roof was released, Officers Griffin, Young and Guilfoyle worked to remove the roof and gain further access to the injured operator. These actions were vital in allowing medical personnel direct access to the patient upon their arrival and without any delay.

The actions of these officers were heroic, selfless and an outstanding display of their professionalism, competence and bravery. In addition, their actions undoubtedly played a vital role in what will hopefully be a positive outcome for the victim.

Special Services Bureau

<i>Traffic Safety Unit</i>	Jan	Feb	Mar	Apr	May	Jun	Jul	Aug	Sep	Oct	Nov	Dec
<i>Traffic Stops</i>	492	292	99	0	167	113	326	694	361	304	240	
<i>Infractions Issued</i>	188	95	20	0	0	1	36	305	92	119	32	
<i>Misdemeanor Summons</i>	10	6	5	0	1	1	6	16	3	4	8	
<i>Accidents Investigated</i>	16	30	15	0	13	28	25	25	28	27	27	
<i>Child Seat Installations</i>	14	34	15	0	0	2	5	0	15	0	0	
<i>DUI Arrests</i>	0	2	1	0	0	0	1	2	1	1	2	

<i>Traffic Crash Unit</i>	Jan	Feb	Mar	Apr	May	Jun	Jul	Aug	Sep	Oct	Nov	Dec
<i>Accidents Investigated</i>	73	51	40	20	20	43	53	70	81	76	49	
<i>Accidents with Injuries</i>	4	6	5	0	1	6	6	6	7	5	11	
<i>Search Warrants</i>	3	0	4	4	5	2	6	4	1	0	2	
<i>Arrest Warrants</i>	1	1	0	0	3	1	4	3	1	2	1	
<i>Misdemeanor Summons</i>	3	2	6	0	3	8	5	4	2	5	2	
<i>Infractions Issued</i>	17	8	18	11	7	15	11	113	27	44	7	
<i>Fatalities</i>	0	0	1	0	1*	0	2	0	0	0	0	

<i>Animal Control</i>	Jan	Feb	Mar	Apr	May	Jun	Jul	Aug	Sep	Oct	Nov	Dec
<i>Complaints</i>	65	70	68	66	92	127	121	118	132	108	69	
<i>Wildlife Complaints</i>	23	30	34	32	39	78	64	62	69	41	32	
<i>Animals Tested for Rabies</i>	0	1	5	0	1	3	0	6	2	1	3	
<i>Animals Positive / Rabies</i>	0	0	1	0	0	0	0	0	0	0	0	
<i>Animal Bites</i>	2	1	2	1	2	1	6	2	3	1	1	
<i>Written Warnings</i>	4	4	2	4	8	5	6	4	9	8	7	
<i>Infractions</i>	1	1	0	2	0	1	1	1	0	5	1	
<i>Misdemeanors</i>	0	0	0	0	1	0	0	0	0	0	0	

- Lake Mohegan Enforcement: Periodic patrols conducted.
- Period patrols of beaches.

Crash Investigation Unit

- Assist Westport PD - Fatal Motorcycle Crash - Crash Reconstruction
- Assist Easton PD - Fatal Head on Crash - Easton Turnpike - Crash Reconstruction
- Assist Easton PD - Download of two cars involved in fatal crash
- Assist Trumbull PD - Download of car involved in fatal pedestrian crash
- Post Road @ Pease Avenue - Crash Reconstruction - Serious MVA
- N. Benson Road @ Wakeman Road - Rollover
- Stratfield Road @ Jackman Avenue - DUI Head-on crash

Traffic Enforcement Targeted Areas

- Orchard Hill Road
- Hulls Farm Road
- Post Road @ River Street
- Fairfield Woods Road
- Kings Highway West
- North Benson Road
- Hulls Highway
- Burr Street
- Redding Road
- Brookside Drive
- Congress Street
- Black Rock @ Baros Street
- Park Avenue
- Mill Plain Road
- Old Stratfield Road

Other Activities

- Assist with setting up the Field of Valor - Post Road @ N Benson Road
- Funeral Fire Capt. Harry Ackley
- Roseville Terrace: traffic pattern for light display
- Old Navy: Traffic Pattern setup
- Hulls Highway: Speed Limit Signage Update

<i>Marine Unit</i>	April	May	JUN	JUL	AUG	SEPT	OCT
<i>Complaints</i>	5	12	19	34	28	19	8
<i>Boats Towed</i>	0	1	2	2	1	0	0
<i>Written Warnings</i>	0	0	0	0	0	0	0
<i>Arrests</i>	0	0	0	0	0	0	0
<i>Safety Inspections</i>	0	1	4	0	0	0	0
<i>Total Calls For Service</i>	6	13	23	34	28	19	08
<i>Hours Underway</i>	2	10	75	165	145	110	24
<i>Community Events</i>	0	0	1	0	0	2	0
<i>Location Checks</i>	1	12	3	11	12	6	1
<i>Fatalities</i>	0	0	0	0	0	0	0

Administrative Services Bureau

Training

- CIT Crisis Negotiation Fundamentals
- Crisis Intervention Training
- Marine Search and Rescue
- Basic Instructor Development
- Human Trafficking
- Legal Update
- Body Worn Cameras

Emergency Communications Center

	Jan	Feb	Mar	Apr	May	Jun	Jul	Aug	Sep	Oct	Nov	Dec
Total Incoming Calls	7,117	6,746	6,586	6,010	7,053	8,098	6,172	10,154	7,791	7,759	7,549	
Total 911 Calls	1,566	1,622	1,353	1,724	1,430	1,771	1,846	2,702	1,714	1,723	1,681	
Total Outgoing Calls	1,825	1,796	1,729	1,157	1,970	2,160	2,132	2,460	2,071	2,181	2,087	
Total CSFs Processed	3,816	3,419	3,237	4,079	3,678	3,125	3501	4,479	3,661	3,565	3,818	
% 911 Calls Under 10 Sec	95.95	95.31	96.33	97.23	96.43	96.32	96.48	78.65	95.16	95.76	95.36	

Note: The decrease in 911 call answer percentage in August was due to the extreme call volume during Tropical Storm Isaias.

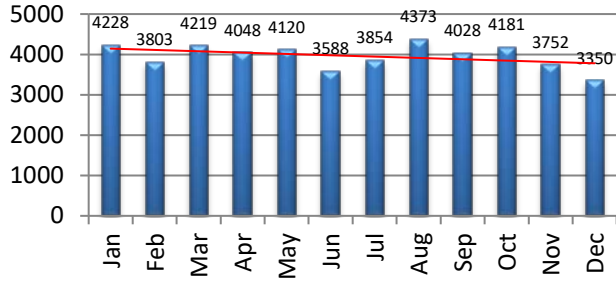
Section 3: Statistical Activity Summary

TOTAL CALLS FOR SERVICE

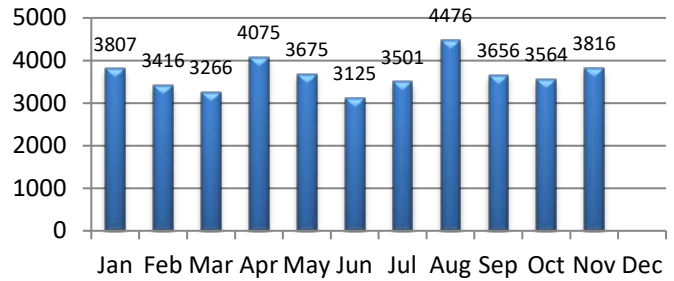
Calls for Service	Jan	Feb	Mar	Apr	May	Jun	Jul	Aug	Sep	Oct	Nov	Dec	YTD
2019	4228	3803	4219	4048	4120	3588	3854	4373	4028	4181	3752	3350	47,544
2020	3807	3416	3266	4075	3675	3125	3501	4476	3656	3564	3816		40,377

Note: Includes miscellaneous calls that may not be listed under the call analysis section

Calls For Service - 2019



Calls for Service - 2020

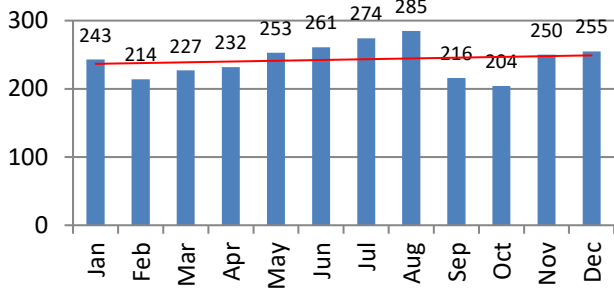


ALARM RESPONSE SUMMARY

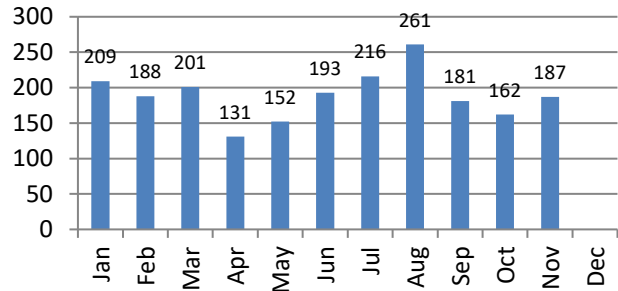
Total Alarms	Jan	Feb	Mar	Apr	May	Jun	Jul	Aug	Sep	Oct	Nov	Dec	YTD
2019	243	214	227	232	253	261	274	285	216	204	250	255	2,914
2020	209	188	201	131	152	193	216	261	181	162	187		2,081

False Alarms	Jan	Feb	Mar	Apr	May	Jun	Jul	Aug	Sep	Oct	Nov	Dec	YTD
2019	243	211	227	232	250	261	274	283	215	203	250	254	2,903
2020	209	182	201	131	152	192	216	261	181	161	187		2,073

Alarms - 2019



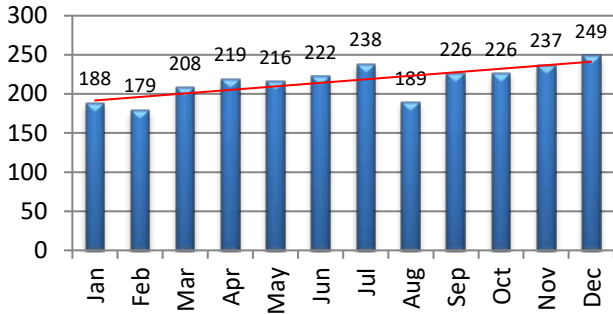
Alarms - 2020



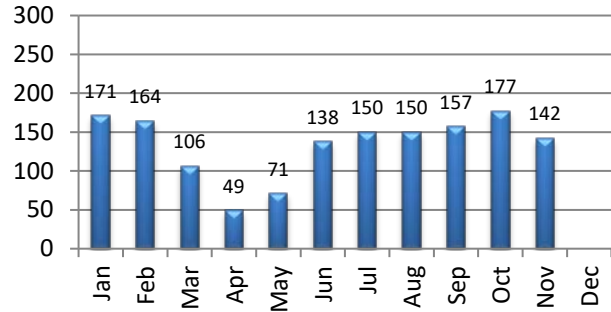
MOTOR VEHICLE ACTIVITY

MV Accidents	Jan	Feb	Mar	Apr	May	Jun	Jul	Aug	Sep	Oct	Nov	Dec	YTD
2019	188	179	208	219	216	222	238	189	226	226	237	249	2,597
2020	171	164	106	49	71	138	150	150	157	177	142		1,475

Motor Vehicle Accidents - 2019



Motor Vehicle Accidents - 2020



MV Enforcement	Jan	Feb	Mar	Apr	May	Jun	Jul	Aug	Sep	Oct	Nov	Dec	YTD
Warnings - 2019	328	325	310	254	273	223	269	353	294	328	278	222	3,457
2020	438	305	109	4	214	129	324	371	300	162	226		2,582

Infractions - 2019	317	290	315	575	367	171	279	675	199	249	258	103	3,798
2020	220	125	24	3	5	4	42	377	119	150	28		1,097

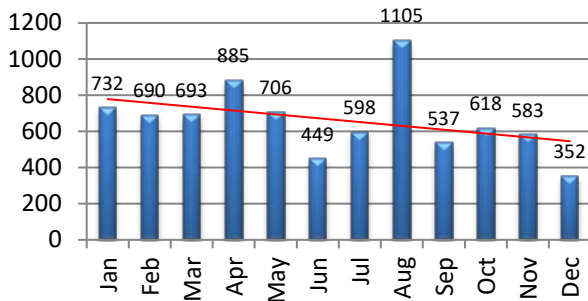
Misdemeanor - 2019	65	55	48	46	53	42	37	59	29	25	33	24	516
2020	34	18	14	0	1	1	3	16	6	6	8		107

Custodial - 2019	13	12	7	9	6	13	8	9	8	8	5	6	104
2020	5	5	2	0	2	1	3	1	1	0	0		20

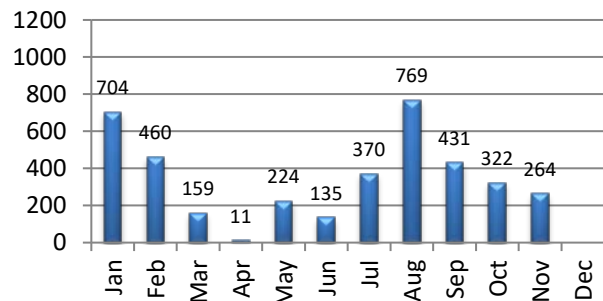
DUI Arrests - 2019	9	5	6	8	5	9	3	9	6	8	9	10	87
2020	4	7	4	1	2	6	4	5	4	4	1		42

MV Contacts - 2019	732	690	693	885	706	449	598	1105	537	618	583	352	7,948
2020	704	460	159	11	224	135	370	769	431	322	264		3,849

MV Contacts - 2019



MV Contacts - 2020



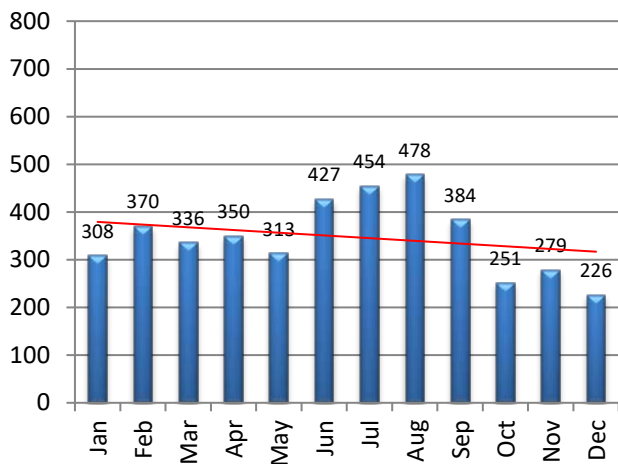
MV Enforcement: Type	Jan	Feb	Mar	Apr	May	Jun	Jul	Aug	Sep	Oct	Nov	Dec	YTD
Speeding Violations	158	92	20	0	3	5	48	32	103	28	23		512
Seatbelt Violations	3	1	1	0	0	0	1	39	0	2	4		51
Registration Violations	51	35	10	0	1	0	3	11	3	6	8		128
License Violations	8	11	14	2	1	5	4	10	6	13	8		82
Distracted Driving	3	7	4	0	0	2	1	307	6	113	3		446
Suspended Licence	18	11	7	1	2	0	10	13	3	8	7		80
Stop Sign Violations	83	22	15	2	26	10	24	31	49	41	29		332
Traffic Light Violation	6	9	2	0	3	2	2	4	3	2	1		34

The above incidents are a overview of common violations. These statistics are not the only motor vehicle enforcement actions taken. The above show top 6 violations for the month.

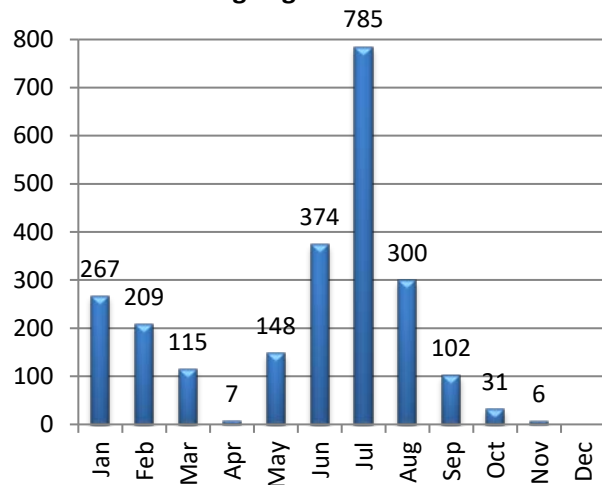
PARKING TICKET SUMMARY

Total Issued	Jan	Feb	Mar	Apr	May	Jun	Jul	Aug	Sep	Oct	Nov	Dec	YTD
2019	308	370	336	350	313	427	454	478	384	251	279	226	4176
2020	267	209	115	7	148	374	785	300	102	31	6		2344

Parking Tags Issued 2019



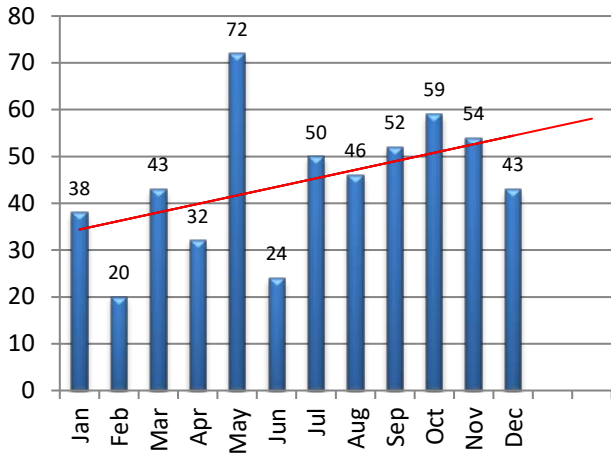
Parking Tags Issued - 2020



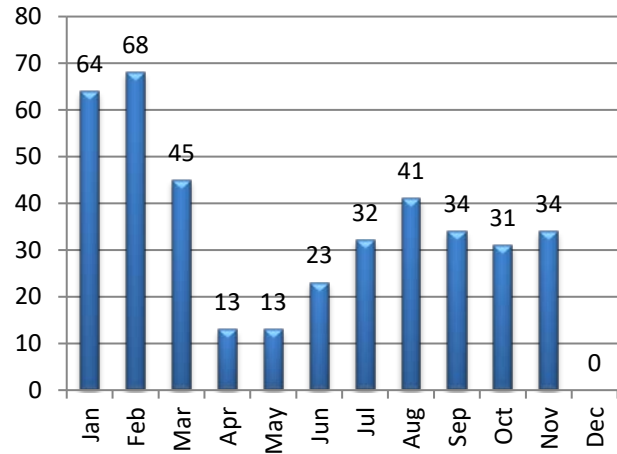
CRIMINAL ARREST SUMMARY

Criminal Arrests by Month	Jan	Feb	Mar	Apr	May	Jun	Jul	Aug	Sep	Oct	Nov	Dec	YTD
Larceny - 2019	26	7	28	23	46	19	31	33	34	44	37	32	360
2020	46	52	32	6	10	14	24	28	19	18	27		276
Vandalism - 2019	3	1	1	0	10	1	1	1	1	1	1	2	23
2020	2	3	10	4	0	2	1	1	2	3	2		30
MV Theft / Attempt - 2019	0	1	0	0	0	0	1	0	1	0	0	0	3
2020	1	0	0	0	1	0	0	1	5	1	0		9
Burglary / Attempt - 2019	6	9	8	1	8	0	10	3	11	8	5	6	75
2020	12	7	1	2	2	3	3	9	2	6	4		51
Assault - 2019	3	2	5	6	5	4	5	5	3	6	11	3	58
2020	2	6	2	1	0	4	4	2	6	1	1		29
Robbery - 2019	0	0	1	2	3	0	2	4	2	0	0	0	14
2020	1	0	0	0	0	0	0	0	0	2	0		3
2019	38	20	43	32	72	24	50	46	52	59	54	43	533
2020	64	68	45	13	13	23	32	41	34	31	34	0	398

Total Criminal Arrests - 2019



Total Criminal Arrests - 2020



Domestic Violence Arrests	Jan	Feb	Mar	Apr	May	Jun	Jul	Aug	Sep	Oct	Nov	Dec	YTD
2020	8	6	9	2	8	4	8	5	12	4	5		71

CALLS FOR SERVICE BREAKDOWN

		Jan	Feb	Mar	Apr	May	Jun	Jul	Aug	Sep	Oct	Nov	Dec	Total
911 HANG UP	2019	6	8	9	7	10	5	5	6	11	11	3	8	89
	2020	7	7	7	2	3	13	8	6	5	15	9		82
ABANDONED MOTOR VEHICLE	2019	9	8	14	6	4	9	14	5	7	5	10	4	95
	2020	7	7	5	4	7	4	5	10	8	6	9		72
AIRCRAFT CRASH	2019	0	0	0	0	0	0	0	0	0	0	0	0	0
	2020	0	0	0	0	0	0	0	0	0	0	0	0	0
AIRPLANE ACCIDENT	2019	0	0	0	0	0	0	0	0	0	0	0	0	0
	2020	0	0	0	0	0	0	0	0	0	0	0	0	0
ALARM	2019	0	0	0	0	0	0	0	1	0	0	0	0	1
	2020	0	0	0	0	0	0	0	0	0	0	0	0	0
ALARM EXCUSED	2019	0	3	0	0	3	0	1	1	1	1	0	1	11
	2020	0	6	0	0	0	0	0	0	0	1	0		7
ALARM FALSE	2019	243	211	227	232	250	261	273	283	215	203	250	254	2902
	2020	209	182	201	131	152	193	216	261	181	161	187		2074
ANIMAL COMPLAINT	2019	66	73	117	90	103	125	120	127	100	99	76	61	1157
	2020	57	84	84	73	86	125	128	116	138	95	88		1074
ANIMAL RESCUE	2019	0	2	1	1	0	3	2	0	1	0	1	0	11
	2020	0	0	0	1	1	3	1	0	2	0	0		8
ANY SITUATION	2019	8	14	7	6	13	9	16	11	1	10	15	5	115
	2020	6	1	10	6	3	13	14	34	11	5	9		112
ASSAULT	2019	2	3	4	2	3	1	0	3	2	1	5	1	27
	2020	1	4	2	0	0	3	4	0	3	3	2		22
ASSAULT IN PROGRESS	2019	0	0	0	0	0	0	0	0	0	0	0	0	0
	2020	0	0	0	0	0	0	0	0	0	0	0	0	0
ASSISTANCE	2019	186	180	174	171	181	186	177	171	216	210	175	156	2183
	2020	163	159	107	106	134	151	134	159	177	166	113		1569
BANK ESCORT	2019	22	15	21	22	22	20	22	22	19	22	16	21	244
	2020	23	19	22	18	11	12	23	21	21	21	16		207
BOAT CRASH	2019	0	0	0	0	0	0	0	0	0	0	0	0	0
	2020	0	0	0	0	0	0	0	0	0	0	0	0	0

		Jan	Feb	Mar	Apr	May	Jun	Jul	Aug	Sep	Oct	Nov	Dec	Total
BOAT FIRE (AT DOCK)	2019	0	0	0	0	0	0	0	0	0	0	0	0	0
	2020	0	0	0	0	0	0	0	0	0	0	0	0	0
BOMB THREAT	2019	0	0	0	0	0	0	0	0	0	0	0	0	0
	2020	0	0	0	0	0	0	0	0	0	0	0	0	0
BREACH OF PEACE	2019	46	35	54	37	54	67	43	53	52	51	50	39	581
	2020	40	49	46	42	64	45	67	62	47	49	36		547
BURGLARY	2019	0	3	1	2	1	1	1	1	1	1	0	5	17
	2020	2	3	0	0	0	1	2	3	0	0	1		12
BURGLARY - RESIDENCE	2019	2	1	1	0	4	1	6	2	1	0	0	0	18
	2020	8	1	1	2	2	2	0	2	0	3	5		26
BURGLARY - COMMERCIAL	2019	4	1	3	0	0	6	4	2	3	3	0	0	26
	2020	1	5	3	2	0	2	2	1	3	3	2		24
BURGLARY - GARAGE	2019	1	0	0	0	0	0	1	5	0	3	0	3	13
	2020	2	2	1	0	4	2	2	7	3	2	2		27
BURGLARY - SCHOOL	2019	0	0	0	0	0	0	0	0	0	0	0	0	0
	2020	1	1	0	0	1	0	0	0	0	0	0		3
BURGLARY ATTEMPT	2019	1	1	0	1	1	0	0	2	1	1	1	0	9
	2020	0	0	0	0	0	0	0	0	1	0	1		2
BURGLARY ATTEMPT - RESIDENCE	2019	0	0	1	0	3	1	5	1	1	2	0	0	14
	2020	0	1	0	1	1	0	0	1	0	0	0		4
BURGLARY ATTEMPT - COMMERCIAL	2019	0	0	2	0	0	0	0	1	1	2	0	0	6
	2020	0	3	2	0	0	1	0	0	0	0	0		6
BURGLARY ATTEMPT - SCHOOL	2019	0	0	0	0	0	0	0	0	0	0	0	0	0
	2020	0	1	0	0	0	0	0	0	0	0	0		1
BURGLARY IN PROGRESS	2019	0	0	0	0	0	0	0	0	0	0	0	0	0
	2020	1	0	0	0	0	0	0	0	0	0	0		1
BUSINESS/LOCATION CHECK	2019	1352	1192	1271	1086	1096	761	703	888	985	1047	823	745	11949
	2020	937	929	1323	2289	1335	665	581	531	812	693	577		10672
CANCEL 911 HANG-UP	2019	0	2	1	0	3	1	0	0	1	0	0	1	9
	2020	1	1	1	1	1	0	0	2	0	0	1		8
CANCELLED ALARM	2019	51	49	46	42	61	63	44	59	47	45	53	48	608
	2020	58	55	54	35	41	36	44	71	46	27	48		515

		Jan	Feb	Mar	Apr	May	Jun	Jul	Aug	Sep	Oct	Nov	Dec	Total
COMMUNITY EVENT	2019	46	42	25	39	64	43	46	34	85	91	108	29	652
	2020	28	37	24	8	6	26	11	11	20	20	12		203
DEAD ANIMAL ON ROADWAY	2019	2	0	2	2	1	4	1	2	4	6	4	0	28
	2020	1	4	2	5	5	2	6	2	0	1	3		31
DEAD ON ARRIVAL	2019	2	2	3	6	0	3	5	4	1	3	4	2	35
	2020	2	3	2	4	3	1	2	3	2	4	5		31
DOOR UNLOCKED	2019	11	5	5	6	6	3	2	4	10	10	6	3	71
	2020	6	6	2	2	0	3	2	3	5	2	2		33
DROWNING	2019	0	0	0	0	0	0	0	1	0	0	0	0	1
	2020	0	0	0		0	0	0	0	0	0	0		0
EMERGENCY MEDICAL CALL	2019	272	264	261	272	263	262	256	263	274	267	312	290	3256
	2020	251	348	242	297	314	295	285	252	233	256	282		3055
ESCAPE	2019	0	0	0	0	0	0	0	0	0	0	0	0	0
	2020	0	0	0	0	0	0	0	0	0	0	0		0
FIRE	2019	0	2	1	0	0	0	0	0	0	0	0	1	4
	2020	0	0	0	0	0	1	0	0	0	0	0		1
FIREWORKS COMPLAINT	2019	1	0	3	0	11	8	29	5	3	2	0	2	64
	2020	1	0	3	1	10	47	62	5	4	5	3		141
FOLLOW UP INVESTIGATION	2019	1	1	2	0	0	0	0	0	0	1	0	0	5
	2020	0	0	0	0	0	0	0	0	1	0	0		1
FUNERAL ESCORT	2019	28	13	10	12	15	16	20	15	17	13	20	17	196
	2020	20	12	13	6	4	4	10	5	3	11	5		93
GPS ALERT	2019	0	0	0	0	1	5	0	0	0	0	0	0	6
	2020	0	0	0	0	0	0	1	0	0	1	0		2
HARASSMENT	2019	16	16	13	12	18	14	14	10	15	15	14	10	167
	2020	16	14	8	7	17	22	18	19	18	13	19		171
HOMICIDE	2019	0	1	0	0	0	0	0	0	0	0	0	0	1
	2020	0	0	0	0	0	0	0	0	0	0	0		0
ICE / WATER RESCUE	2019	0	0	0	0	0	0	0	0	0	0	0	0	0
	2020	0	0	0	0	0	0	0	0	0	0	0		0
INFORMATION	2019	30	20	46	30	33	45	18	31	34	38	30	27	382
	2020	46	45	98	372	298	82	94	59	168	395	938		2595

		Jan	Feb	Mar	Apr	May	Jun	Jul	Aug	Sep	Oct	Nov	Dec	Total
INTOXICATED SUBJECT	2019	4	5	11	8	3	7	5	4	18	4	6	3	78
	2020	7	4	4	1	4	2	1	2	1	3	2		31
INVESTIGATION	2019	140	118	157	140	202	155	151	184	193	187	178	168	1973
	2020	155	148	117	94	158	185	174	197	180	185	165		1758
INVESTIGATION- SENIOR CITIZEN	2019	0	1	2	0	0	1	1	0	1	1	0	1	8
	2020	1	0	2	1	0	2	0	0	0	0	0		6
INVESTIGATION-ARREST	2019	1	0	7	1	3	1	0	7	2	1	1	1	25
	2020	0	3	1	0	2	0	0	1	1	1	0		9
INVESTIGATION-BAD CHECK	2019	1	0	0	0	0	0	0	0	0	0	0	0	1
	2020	0	0	0	0	0	1	0	0	0	0	0		1
INVESTIGATION-COUNTERFEIT	2019	2	1	0	0	1	2	2	0	0	1	2	1	12
	2020	2	1	2	1	1	0	0	0	1	2	0		10
INVESTIGATION-CREDIT CARD FRAUD	2019	3	3	3	2	1	1	2	1	2	1	1	1	21
	2020	4	3	1	0	1	0	0	0	1	2	2		14
INVESTIGATION-FINANCIAL CRIME	2019	0	2	2	0	3	2	1	2	0	3	4	1	20
	2020	0	0	5	1	1	1	1	0	0	5	1		15
INVESTIGATION-FORGERY	2019	3	0	2	2	6	9	3	2	1	2	3	0	33
	2020	4	4	1	0	0	2	1	8	1	0	1		22
INVESTIGATION-INTERNET CRIME	2019	4	0	3	1	3	3	4	0	0	4	0	1	23
	2020	0	1	0	0	0	2	0	4	2	3	1		13
INVESTIGATION-WARRANT ARREST	2019	13	13	17	20	12	9	14	6	14	13	8	17	156
	2020	17	12	2	0	2	1	5	3	3	4	11		60
LARCENY IN PROGRESS	2019	1	0	0	0	0	0	2	1	0	0	0		4
	2020	1	0	0	0	0	1	0	1	1	0	0		4
LARCENY/THEFT	2019	16	21	19	27	17	23	32	21	28	30	13	32	279
	2020	22	11	15	5	12	30	19	28	21	31	19		213
LARCENY-EMPLOYEE THEFT	2019	4	0	1	1	0	2	2	0	0	0	1		11
	2020	0	0	0	0	0	0	0	0	1	0	0		1
LARCENY-IDENTITY THEFT	2019	14	5	8	10	6	10	15	9	5	7	9	2	100
	2020	13	4	6	7	9	5	6	6	7	8	10		81
LOCKOUT	2019	0	0	0	0	0	0	0	0	0	0	0		0
	2020	0	0	0	0	0	1	0	0	0	0	0		1

		Jan	Feb	Mar	Apr	May	Jun	Jul	Aug	Sep	Oct	Nov	Dec	Total
M.V. ACCIDENT	2019	166	154	183	194	183	193	214	169	201	203	218	222	2300
	2020	150	153	94	44	63	119	130	138	139	157	119		1306
M.V. ACCIDENT WITH INJURIES	2019	25	25	25	25	33	28	24	20	24	23	20	27	299
	2020	21	11	12	5	8	19	20	12	18	20	23		169
MASS CASUALTY INCIDENT	2019	0	0	0	0	0	0	0	0	0	0	0	0	0
	2020	0	0	0	0	0	0	0	0	0	0	0		0
MEDICAL ALARM	2019	1	2	3	3	4	1	2	3	3	2	1	2	27
	2020	3	0	2	4	0	0	2	2	1	3	0		17
MENTAL PATIENT	2019	10	3	5	3	1	4	9	2	3	4	1	4	49
	2020	3	1	1	14	7	6	2	6	5	4	2		51
MISSING PERSON	2019	1	3	4	1	3	5	0	3	2	2	1	4	29
	2020	3	5	1	3	4	2	5	2	1	0	1		27
NARCOTIC VIOLATION IN PROGRESS	2019	0	0	0	0	0	0	0	0	0	1	0	0	1
	2020	1	0	0	0	0	0	0	0	1	0	0		2
NARCOTICS VIOLATION	2019	4	6	4	2	2	3	11	5	2	12	7	4	62
	2020	4	4	3	0	3	0	0	1	4	4	2		25
NOISE COMPLAINT	2019	18	11	15	20	36	42	33	37	58	45	34	17	366
	2020	14	10	10	12	65	56	46	60	66	67	37		443
OFFICER NEEDS ASSISTANCE	2019	0	0	0	0	0	0	0	0	0	0	0	0	0
	2020	0	0	0	0	0	0	0	0	0	0	0		0
OTHER RESCUE	2019	1	0	0	0	2	1	0	0	0	0	0	0	4
	2020	0	0	0	0	0	0	0	0	1	0	0		1
PACOS ASSIGNMENT	2019	32	15	21	13	15	15	19	36	41	30	16	18	271
	2020	130	93	42	6	88	63	105	64	59	33	29		712
PARKING VIOLATION	2019	34	23	38	48	46	47	49	25	80	39	40	29	498
	2020	37	25	29	18	34	101	107	62	65	36	19		533
PISTOL PERMIT APPLICATION	2019	21	10	7	7	4	15	7	11	6	12	9	19	128
	2020	14	22	13	0	0	64	103	93	61	81	78		529
RECKLESS DRIVER	2019	19	26	25	25	45	21	30	30	38	33	33	31	356
	2020	29	18	27	14	27	29	33	29	41	31	39		317
RECOVERED PROPERTY	2019	20	8	14	10	16	18	20	17	26	11	17	12	189
	2020	19	10	13	18	21	22	22	16	14	8	21		184

		Jan	Feb	Mar	Apr	May	Jun	Jul	Aug	Sep	Oct	Nov	Dec	Total
RIOT	2019	0	0	0	0	0	0	0	0	0	0	0	0	0
	2020	0	0	0	0	0	0	0	0	0	0	0	0	0
ROAD HAZARD	2019	37	34	47	35	33	78	86	58	34	51	36	49	578
	2020	24	19	14	35	26	36	33	311	36	20	49		603
ROBBERY	2019	0	0	0	3	4	1	0	2	1	2	0	1	14
	2020	1	0	0	1	0	0	0	0	1	3	1		7
ROBBERY IN PROGRESS	2019	0	0	0	0	0	0	0	0	0	0	0	0	0
	2020	0	0	0	0	0	0	0	0	0	0	0	0	0
SEX VIOLATION	2019	0	0	1	0	1	1	1	0	1	0	1	1	7
	2020	0	1	1	0	0	0	1	1	0	1	0		5
SEX VIOLATION IN PROGRESS	2019	0	0	0	0	0	0	0	0	0	0	0	0	0
	2020	0	0	0	0	0	0	0	0	0	0	0	0	0
SHOPLIFTER	2019	17	14	21	10	22	16	23	15	19	30	22	23	232
	2020	31	31	24	14	21	30	22	20	25	22	25		265
STOLEN VEHICLE	2019	4	3	3	2	3	4	7	5	12	11	1	2	57
	2020	6	4	4	6	5	12	16	21	10	14	8		106
STOLEN VEHICLE ATTEMPT	2019	0	0	0	0	0	0	0	0	1	0	0	0	1
	2020	1	0	0	0	0	0	0	0	0	0	0	0	1
STOLEN VEHICLE IN PROGRESS	2019	0	0	0	0	0	0	0	0	0	0	0	0	0
	2020	0	0	0	0	0	0	0	0	0	0	0	0	0
STRUCTURE FIRE	2019	0	0	7	5	8	5	10	3	3	5	1	3	50
	2020	2	8	5	3	0	12	6	9	5	5	13		68
SUICIDE	2019	0	0	0	1	0	0	1	1	0	1	0	0	4
	2020	0	0	0	1	0	0	0	1	0	1	0		3
SUICIDE ATTEMPT	2019	0	0	2	0	0	0	2	1	2	1	0	1	9
	2020	1	1	0	0	1	1	1	1	1	4	0		11
SUICIDE THREAT	2019	4	4	7	1	4	6	4	1	6	3	4	4	48
	2020	6	4	5	3	3	4	5	2	5	2	4		43
SUSPICIOUS PERSON	2019	42	38	34	53	57	49	57	49	45	48	39	43	554
	2020	54	31	33	22	28	24	41	43	27	42	33		378
SUSPICIOUS VEHICLE	2019	29	28	19	23	25	16	17	22	23	27	21	28	278
	2020	19	24	21	22	18	16	22	18	16	16	33		225

		Jan	Feb	Mar	Apr	May	Jun	Jul	Aug	Sep	Oct	Nov	Dec	Total
TEST	2019	0	0	0	0	0	0	10	12	13	5	5	6	51
	2020	14	5	3	3	3	3	5	7	6	3	0		52
THEFT FROM MOTOR VEHICLE	2019	9	14	31	22	10	13	42	26	42	35	18	24	286
	2020	33	37	33	40	36	36	46	75	31	36	25		428
TRAFFIC CONTROL MALFUNCTION	2019	4	5	5	6	9	5	17	7	5	4	8	5	80
	2020	2	1	4	3	3	2	11	11	3	6	10		56
TRAIN ACCIDENT	2019	0	0	0	0	0	0	0	0	0	0	0	0	0
	2020	0	0	0	0	0	0	0	0	0	0	0		0
TRESPASSER	2019	7	8	12	11	9	14	7	3	6	7	8	13	105
	2020	5	10	10	26	7	17	21	15	9	7	10		137
UNKNOWN TROUBLE	2019	0	0	0	0	1	0	0	1	1	0	0	0	3
	2020	0	0	0	0	0	0	1	0	0	1	1		3
VANDALISM IN PROGRESS	2019	0	0	1	0	0	0	0	0	0	0	0	0	1
	2020	0	0	1	0	0	0	0	0	0	0	0		1
VANDALISM MISCELLANEOUS	2019	2	0	7	4	4	5	4	2	3	4	1	4	40
	2020	6	6	5	2	8	7	9	6	9	13	5		76
VANDALISM TO STRUCTURE	2019	1	3	1	0	1	0	4	2	0	2	2	1	17
	2020	1	1	2	0	3	1	1	0	3	2	1		15
VANDALISM TO VEHICLE	2019	3	1	1	3	5	4	3	7	5	8	9	6	55
	2020	8	7	6	2	4	3	3	3	3	4	3		46
VESSEL INSPECTION	2019	0	0	0	0	5	3	3	1	0	0	0	0	12
	2020	0	0	0	0	0	4	0	1	0	0	0		5
WATER RESCUE	2019	0	0	0	0	1	1	1	2	0	1	0	1	7
	2020	0	1	0	1	1	3	3	1	1	2	0		13
WIRES DOWN	2019	3	6	26	2	3	11	15	12	1	19	1	5	104
	2020	1	2	0	1	1	2	11	91	3	1	14		127